

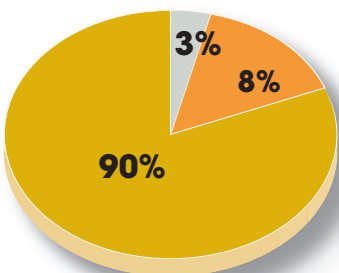
Sales Trends



For Premier 125

(Year-To-Year Comparison
And Projection)

2011 vs. 2012 Sales

(Projected)

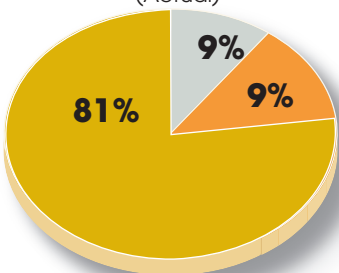




-  Decreased sales in 2012
-  Flat sales in 2012
-  Increased sales in 2012

(Due to some companies not responding to this question and internal data rounding, this number does not equal 100%.)

2011 vs. 2012 Sales

(Actual)

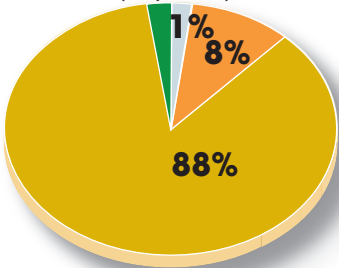






-  Decreased sales in 2012
-  Flat sales in 2012
-  Increased sales in 2012

(does not add to 100% due to rounding)

2012 vs. 2013 Sales

(Projected)



-  Decreased sales in 2013
-  Flat sales in 2013
-  Increased sales in 2013
-  Don't know

(does not add to 100% due to rounding)