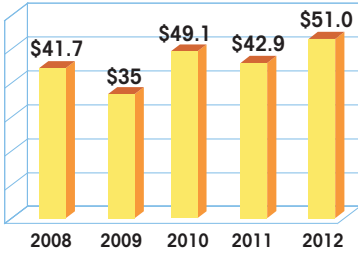


COMBINED SALES

For Premier 125

(in billions of dollars)



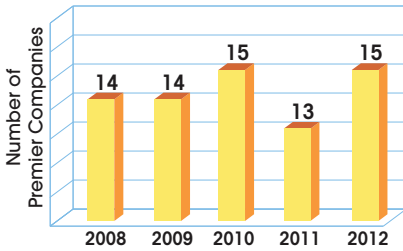
(Note: 2008-2010 surveys considered 150 companies. Starting in 2011, the survey now lists the top 125 companies. Average per company in 2012 was \$406 million).

Source: Supply House Times/BNP Media Market Research 2013 All sales in U.S. dollars

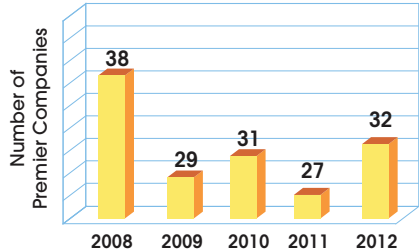
CONSOLIDATION UPDATE

(by millions of dollars)

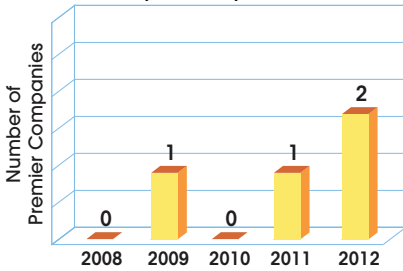
\$500 & over



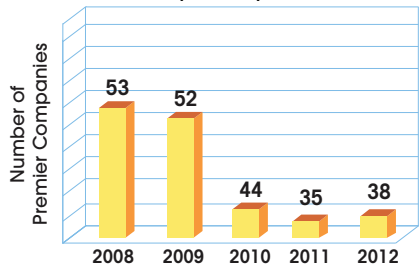
\$100 to \$199.9



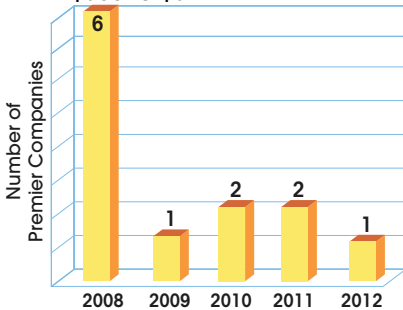
\$400 to \$499.9



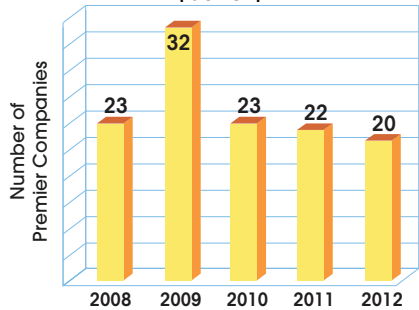
\$50 to \$99.9



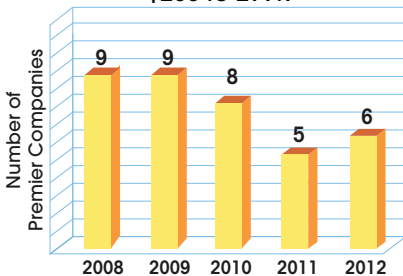
\$300 to \$399.9



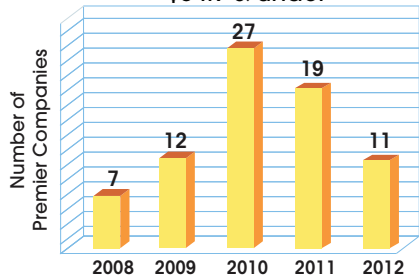
\$35 to \$49.9



\$200 to 299.9



\$34.9 & under



Source: Supply House Times/BNP Media Market Research 2013