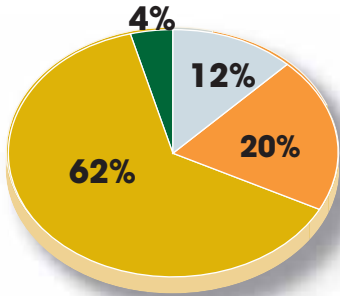


SALES TRENDS FOR PREMIER 150 (YEAR-TO-YEAR COMPARISON AND PROJECTION)

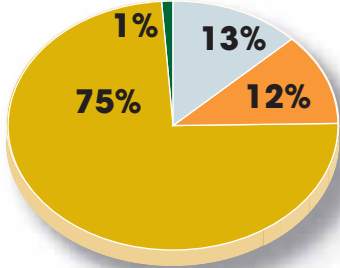
2009 vs. 2010 Sales (Projected)



- Decreased sales in 2010
- Flat sales in 2010
- Increased sales in 2010
- Don't know

(does not add to 100% due to rounding)

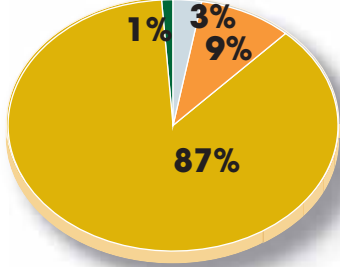
2009 vs. 2010 Sales (Actual)



- Decreased sales in 2010
- Flat sales in 2010
- Increased sales in 2010
- Don't know

(does not add to 100% due to rounding)

2010 vs. 2011 Sales (Projected)



- Decreased sales in 2011
- Flat sales in 2011
- Increased sales in 2011
- Don't know

(does not add to 100% due to rounding)

Source: Supply House Times/
BNP Media Market Research 2011

THE RANKINGS

- \$500 million or more
- \$50 million - \$99.9 million
- \$100 million - \$499.9 million
- \$49.9 million and under

% of Business

Rank	Company	City	State/Province	Branches	Showrooms	Employees	P&H	PVF	HVACR
1	Ferguson and Wolseley Canada	Newport News	VA	1570	309	19100	33%	32%	12%
2	HD Supply	Atlanta	GA	765	NA	N/A	NA	NA	NA
3	McJunkin Red Man Corp.	Houston	TX	216	0	3615	0%	96%	0%
4	Watsco	Coconut Grove	FL	505	NA	4000	0%	0%	100%
5	Wilson	Houston	TX	255	NA	2100	0%	80%	0%
6	WinWholesale	Dayton	OH	525	195	3922	53%	14%	12%
7	Emco Corp.*	London	Ontario	35	NA	2000	45%	45%	10%
8	Johnstone Supply	Portland	OR	355	0	3064	5%	5%	90%
9	Hajoca Corp.*	Ardmore	PA	90	NA	2100	80%	15%	5%
10	Interline Brands	Jacksonville	FL	57	25	3485	24%	0%	12%
11	Edgen Murray*	Baton Rouge	LA	29	NA	450	NA	NA	NA
12	F.W. Webb Co.	Bedford	MA	73	33	1300	30%	30%	30%
13	Groupe Deschenes	Montreal	Quebec	97	16	1368	NA	NA	NA
14	R.E. Michel Co.	Glen Burnie	MD	225	0	1573	13%	0%	86%
15	Morrison Supply Co.	Ft. Worth	TX	75	28	995	70%	7%	20%
16	Noble Supply	Concord	Ontario	43	2	N/A	75%	0%	25%
17	Coburn Supply Co.	Beaumont	TX	48	26	800	24%	36%	30%
18	Southern Pipe & Supply*	Meridian	MS	95	NA	N/A	NA	NA	NA
19	Locke Supply	Oklahoma City	OK	160	1	720	33%	0%	33%
20	Keller Supply Co.	Seattle	WA	65	23	N/A	NA	NA	NA
21	Kelly Pipe Co. LLC	Santa Fe Springs	CA	16	0	265	0%	100%	0%
22	US Air Conditioning Distributors LLC	City Of Industry	CA	44	44	400	0%	0%	100%
23	Industrial Piping Specialists	Tulsa	OK	8	NA	195	0%	100%	0%
24	NB Handy Co.	Lynchburg	VA	16	NA	325	0%	0%	51%
25	Mingledorffs*	Norcross	GA	31	NA	360	NA	NA	NA
26	Bartle & Gibson Co. Ltd.	Edmonton	Alberta	30	10	422	81%	5%	0%
27	First Supply LLC	Madison	WI	27	11	460	43%	26%	11%
28	Famous Supply	Akron	OH	25	10	484	30%	20%	40%
29	Columbia Pipe & Supply Co.	Chicago	IL	19	0	347	22%	73%	5%
30	ABCO Refrigeration	Long Island City	NY	17	NA	275	0%	0%	100%
31	Chicago Tube & Iron	Romeoville	IL	10	0	420	0%	100%	0%
32	Thos. Somerville Co.	Upper Marlboro	MD	21	8	366	71%	22%	8%
33	G.W. Berkheimer Co.	Portage	IN	26	1	320	0%	0%	100%
34	Gustave A. Larson Co.*	Pewaukee	WI	48	NA	350	NA	NA	NA
35	Crane Supply*	Toronto	Ontario	31	NA	N/A	NA	NA	NA
36	Peirce-Phelps	Philadelphia	PA	17	1	241	0%	0%	95%
37	Russell Sigler*	Tolleson	AZ	11	NA	233	NA	NA	NA
38	Koch Air LLC	Evansville	IN	7	7	183	0%	0%	100%
39	Goodin Co.	Minneapolis	MN	12	11	372	50%	24%	26%
40	Slakey Brothers	Sacramento	CA	27	3	318	40%	0%	60%
41	Etna Supply Co.	Grand Rapids	MI	16	6	260	52%	2%	0%
42	Sid Harvey's	Garden City	NY	78	78	383	0%	0%	100%
43	Temperature Equipment	Lansing	IL	16	16	200	5%	1%	89%
44	Granite Group Wholesalers LLC	Concord	NH	26	13	330	55%	25%	15%
45	Trumbull Industries	Warren	OH	6	4	280	46%	29%	0%
46	PACE Supply*	Santa Rosa	CA	10	NA	320	NA	NA	NA
47	Macomb Group	Sterling Hts.	MI	17	NA	235	3%	95%	2%
48	Bakersfield Pipe & Supply	Bakersfield	CA	12	0	151	5%	95%	0%
49	Auer Steel & Heating Supply Co.	Milwaukee	WI	7	NA	189	3%	0%	94%
50	Century A/C Supply and Air Management Supply	Houston	TX	22	21	196	2%	0%	95%

Keys To Rankings:

P&H = plumbing and hydronics PVF = pipe, valves and fittings; municipal waterworks; PVF controls
HVACR = heating, air conditioning, refrigeration and controls NA = Not Available

* Editors' estimate

All sales ranked in U.S. dollars

Source: Supply House Times/BNP Media Market Research 2011